



CHECK VALVES

CHECK VALVES




METAL CHECK VALVES

Metal inline valves of brass, aluminum, and stainless steel are provided in ball check, piston, and poppet styles. These valves are used in agricultural, food, beverage water, and medical applications. Most products are made with varying thread designs.

SBCV 2500

Ball check valves rated at 2500 psi, 1/4 MNPT, 1/4 FNPT, 1/4 Flare. Brass ball checks have 3 selections of seals, Buna, EPDM or Viton, Cracking pressure 1-5 PSI or over 5 PSI



SBCV 2000



Ball check valves available in brass maximum operating pressure 2000 PSI. 1/2 MNPT or 3/4 FNPT. 1/2 MNPT has seals of Buna/FKM/EPDM, and FKM only for 3/4 valves. Electroless nickel plating available. Overall cracking pressure is between 1-5 PSI standard. 1/2 Male unit offered in less than 1, or more than 5 PSI. Both units available without springs.

Par Number	Description	Seals	Opening pressure	Material
SPCV2000 8M8M-V-5	1/2 MNPT by 1/2 MNPT	Viton FKM	Over 5 PSI	Brass
SPCV2000 8M8M-E-1-NP	1/2 MNPT by 1/2 MNPT	EPDM	Less than 1 PSI	Brass Electroless Nickel plate
SPCV2000 8M8M-B-NS	1/2 MNPT by 1/2 MNPT	Buna	N/A	Brass
SPCV2000-12M12M-V-1 to 5	3/4 FNPT by 3/4 FNPT	Viton FKM	Opening between 1 to 5 PSI	Brass

EVCK - ANTI-SIPHON BALL CHECK VALVE



The EVCK Series Anti-Siphon Ball Check Valves features three different flow rates to accommodate your specific needs. You would get 30, 50 and 75 GPH at -1.5 psi. These valves have Male and Female NPT threads of 1/4 inch, 3/8 inch, and 1/2 inch, and hose barbs of 1/4 inch, 5/16 inch, 1/2 inch, and 5/8 inch. Available in Aluminum and Brass with 300 Stainless Steel ball seats, balls and springs.

SKU	Description
EVCK-4M	1/4 inch Male by 1/4 inch Male Ball Check Valve
EVCK-4M4B	1/4 inch Male by 1/4 inch Barb Ball Check Valve
EVCK-4M4F	1/4 inch Male by 1/4 inch Female Ball Check Valve
EVCK-4M5B	1/4 inch Male by 5/16 inch Barb Ball Check Valve
EVCK-4M6B	1/4 inch Male by 3/8 inch Barb Ball Check Valve
EVCK-6M	3/8 inch Male by 3/8 inch Male Ball Check Valve
EVCK-6M10B	3/8 inch Male by 5/8 inch Barb Ball Check Valve
EVCK-6M6B	3/8 inch Male by 3/8 inch Barb Ball Check Valve
EVCK-6M6F	3/8 inch Male by 3/8 inch Female Ball Check Valve
EVCK-6M8B	3/8 inch Male by 1/2 inch Barb Ball Check Valve
EVCK-8M	1/2 inch Male by 1/2 inch Male Ball Check Valve (brass only)
EVCK-8M6B	1/2 inch Male by 3/8 inch Barb Ball Check Valve (aluminum only)

SKU	Description
EVCK-8M8B	1/2 inch Male by 1/2 inch Barb Ball Check Valve

BLC

Ball check valves



SKU	Description
BLC-1032-10	10-32 Female 10 psi Brass Check Valve
BLC-18-14-B-15	1/4 inch Male to Male Brass Check Valve 15 psi
BLC-18-18M18F-SS	1/8 inch Male to Female Stainless Steel Check Valve
BLC-18-B-2	1/8 inch Male to Male Brass 2 psi Check Valve
BLC-18F18M-B	1/8 inch Female to 1/8 inch Male Brass Check Valve
BLC-18M18F-SS-10	1/8 inch Male to Female 303 Stainless Steel 10 psi Check Valve




BALL CHECK VALVES

BALL CHECK VALVES

SBCV 2500

Ball check valves rated at 2500 psi, 1/4 MNPT, 1/4 FNPT, 1/4 Flare. Brass ball checks have 3 selections of seals, Buna, EPDM or Viton, Cracking pressure 1-5 PSI or over 5 PSI



SBCV 2000



Ball check valves available in brass maximum operating pressure 2000 PSI. 1/2 MNPT or 3/4 FNPT. 1/2 MNPT has seals of Buna/FKM/EPDM, and FKM only for 3/4 valves. Electroless nickel plating available. Overall cracking pressure is between 1-5 PSI standard. 1/2 Male unit offered in less than 1, or more than 5 PSI. Both units available without springs.

Par Number	Description	Seals	Opening pressure	Material
SPCV2000 8M8M-V-5	1/2 MNPT by 1/2 MNPT	Viton FKM	Over 5 PSI	Brass
SPCV2000 8M8M-E-1-NP	1/2 MNPT by 1/2 MNPT	EPDM	Less than 1 PSI	Brass Electroless Nickel plate
SPCV2000 8M8M-B-NS	1/2 MNPT by 1/2 MNPT	Buna	N/A	Brass
SPCV2000-12M12M-V-1 to 5	3/4 FNPT by 3/4 FNPT	Viton FKM	Opening between 1 to 5 PSI	Brass

EVCK - ANTI-SIPHON BALL CHECK VALVE



The EVCK Series Anti-Siphon Ball Check Valves features three different flow rates to accommodate your specific needs. You would get 30, 50 and 75 GPH at -1.5 psi. These valves have Male and Female NPT threads of 1/4 inch, 3/8 inch, and 1/2 inch, and hose barbs of 1/4 inch, 5/16 inch, 1/2 inch, and 5/8 inch. Available in Aluminum and Brass with 300 Stainless Steel ball seats, balls and springs.

SKU	Description
EVCK-4M	1/4 inch Male by 1/4 inch Male Ball Check Valve
EVCK-4M4B	1/4 inch Male by 1/4 inch Barb Ball Check Valve
EVCK-4M4F	1/4 inch Male by 1/4 inch Female Ball Check Valve
EVCK-4M5B	1/4 inch Male by 5/16 inch Barb Ball Check Valve
EVCK-4M6B	1/4 inch Male by 3/8 inch Barb Ball Check Valve
EVCK-6M	3/8 inch Male by 3/8 inch Male Ball Check Valve
EVCK-6M10B	3/8 inch Male by 5/8 inch Barb Ball Check Valve
EVCK-6M6B	3/8 inch Male by 3/8 inch Barb Ball Check Valve
EVCK-6M6F	3/8 inch Male by 3/8 inch Female Ball Check Valve
EVCK-6M8B	3/8 inch Male by 1/2 inch Barb Ball Check Valve
EVCK-8M	1/2 inch Male by 1/2 inch Male Ball Check Valve (brass only)
EVCK-8M6B	1/2 inch Male by 3/8 inch Barb Ball Check Valve (aluminum only)

SKU	Description
EVCK-8M8B	1/2 inch Male by 1/2 inch Barb Ball Check Valve



CMCV SERIES - BRASS BALL CHECK VALVE
COMPRESSION FITTING

The CMCV Series Brass Ball Check Valves are compression fittings. This series has Tube OD of 1/8 inch, 1/4 inch, and 3/8 inch. Male NPT thread sizes of 1/8 inch and 1/4 inch are available. The working pressure for the 1/8 inch tube OD is 400 psi, for the 1/4 inch it is 300 psi, and for the 3/8 inch, it is 200 psi. The temperature range is -65° F to 250°F at maximum operating pressures.

SKU	Description
CMCV-14C2M	1/4 inch by 1/8 inch NPT 3 psi Brass Compression Check Valve
CMCV-18C2M	1/8 inch Brass 3 psi by 1/8 inch NPT Brass Compression Check Valve
CMCV-2M14C	1/8 inch NPT by 1/4 inch Brass S 3 psi Brass Compression Check Valve
CMCV-2M18C	1/8 inch NPT by 1/8 inch Brass 3 psi Brass Compression Check Valve
CMCV-38C4M	3/8 inch Brass 3 psi by 1/4 inch NPT Brass Compression Check Valve
CMCV-4M38C	1/4 inch NPT by 3/8 inch Brass 3 psi Brass Compression Check Valve

BLC



Ball check valves


SKU	Description
BLC-1032-10	10-32 Female 10 psi Brass Check Valve
BLC-18-14-B-15	1/4 inch Male to Male Brass Check Valve 15 psi
BLC-18-18M18F-SS	1/8 inch Male to Female Stainless Steel Check Valve
BLC-18-B-2	1/8 inch Male to Male Brass 2 psi Chec k Valve
BLC-18F18M-B	1/8 inch Female to 1/8 inch Male Brass Check Valve
BLC-18M18F-SS-10	1/8 inch Male to Female 303 Stainless Steel 10 psi Check Valve



METAL PISTON
CHECK VALVES

METAL PISTON CHECK VALVES

PSCV SERIES



The PSCV Series Brass or Stainless Steel Piston Check Valves ensures a positive bubble-tight seal. They have a cracking pressure of 1 psi, a maximum pressure of 500 psi, and the maximum working temperature of 250° F. Standard unit is Brass with a 302 Stainless Steel spring and Steel retainer. Optional springs of 3, 5, 9, 15, 20, 25 psi. Also available in a 316 Stainless Steel body (shown) with a Hastelloy® spring. 1, 3, 15, and 25 psi. Seals available are Buna, EPDM, or FKM.

SKU	Description
PSCV-12F	1/2 FNPT Brass Piston Check Valve with Buna Seal
PSCV-14F	1/4 FNPT Brass Piston Check Valve with Buna Seal
PSCV-14FM	1/4 FNPT 1/4 MNPT Brass Piston Check Valve
PSCV-14M	1/4 MNPT Brass Piston Check Valve
PSCV-18F	1/8 FNPT Brass Piston Check Valve
PSCV-18FM	1/8 FNPT 1/8 MNPT Brass Piston Check Valve
PSCV-18M	1/8 MNPT Brass Piston Check Valve
PSCV-34F	3/4 FNPT Brass Piston Check Valve
PSCV-38F	3/8 FNPT Brass Piston Check Valve

SKU	Description
PSCV-38FM	3/8 FNPT 3/8 MNPT Brass Piston Check Valve
PSCV-18F-SS	1/8 FNPT 316 Stainless Steel Piston Check Valve
PSCV-18FM-SS	1/8 FNPT 1/8 MNPT 316 Stainless Steel Piston Check Valve
PSCV-34F-SS	3/4 FNPT 316 Stainless Steel Piston Check Valve

CLCV SERIES - BRASS CHECK VALVES



The CLCV Series Brass Check Valves have 10-32 inch ports, a Nitrile seal, and a Stainless Steel spring. It permits flow in only one direction and is used for air and hydraulics. The input psi is 300 maximum. The crack pressure is 1/2 psi and the temperature range is 32° F to 230° F. The 1/8-inch valve has a maximum input pressure of 1000 psi. Otherwise, all other attributes are the same as the 10-32 inch valve.

SKU	Description
CLCV-10F10F	January 6, 1900
CLCV-10F10M	10-32 Female to Male Brass Poppet Check Valve
CLCV-10M10M	10-32 Male to Male Brass Poppet Check Valve
CLCV-10M10F	10-32 Male to Female Brass Poppet Check Valve
CLCV-18F	1/8 inch Female to Female Brass Poppet Check Valve

BPCV SERIES



The BPCV Series Brass Piston Check Valves are available in inlet and outlet sizes of 1/4 inch, 1/8 inch, and 3/16 inch barbs. Seal options are Buna-N, EPDM and Viton®. Spring materials are Hastelloy and Stainless Steel but the valve is also available without a spring. The maximum operating pressure is 125 psi. The flow rate is 2.5 SCFM at 50 psi.

SKU	Description
BPCV-2	1/8 inch Barb Brass Piston Check Valve
BPCV-2B-E1	1/8 inch Barb EPDM Piston Check Valve 1 psi
BPCV-5	5/16 Barb Piston Check Valve

BCV SERIES - BRASS CHECK VALVES



The BCV Series Brass Check Valve has inlet and outlet sizes of 1/4 inch and 3/8 inch Male and Female NPT threads, and 1/4 inch Male Flare. This Check Valve has no elastomer to create a seal. It will have a positive seal only at high back pressure, so some leakage may be past the seat in low-pressure applications. The cracking pressure on the 302 Stainless Steel spring is 1 psi (standard), 3.7, 5, 10, 14 and 18 psi. Maximum operating pressure is 2500 psi and the maximum operating temperature is 180° F.

The **490** Series seal options are Buna-N, EPDM, and Viton®. The cracking pressure on the 302 Stainless Steel spring is 1/2 psi, 1 (standard), 3, 6, 10, 30, 40, 55 and 70 psi. The maximum operating pressure is 3000 psi and the maximum operating temperature is 180° F. These Check Valves are designed for high press applications.

SKU	Description
BCV-14F	1/4 inch FNPT by 1/4 inch FNPT Ball Check Valve
BCV-14FM	1/4 inch FNPT by 1/4 inch MNPT Ball Check Valve
BCV-14M	1/4 inch MNPT by 1/4 inch MNPT Ball Check Valve
BCV-14MF	1/4 inch MNPT by 1/4 inch FNPT Ball Check Valve
BCV-38F	3/8 inch FNPT by 3/8 inch FNPT Ball Check Valve
BCV-38M	3/8 inch MNPT by 3/8 inch MNPT Ball Check Valve

INDEX

B

BCV Series - Brass Check Valves 10

BLC 4, 7

BPCV Series 9

C

CLCV Series - Brass Check Valves 9

CMCV Series - Brass Ball Check Valve Compression Fitting 7

E

EVCK - Anti-Siphon Ball Check Valve 3, 6

P

PSCV Series 8

S

SBCV 2000 3, 6

SBCV 2500 2, 5