




2-WAY METAL BALL VALVES

2-WAY METAL BALL VALVES

2-Way Metal Ball Valves offer an easy way to control the flow of gas or liquid. Pneuline distributes several different metal valve options such as our MSBV and VBW series.



GSBV SERIES

The GSBV Series is a One-way Brass garden hose Ball Valve.



BBV SERIES

The Inline Two-Way Brass Ball Valve has a maximum operating pressure of 500 psi and a maximum operating temperature of 180° F.

Inlet sizes are 1/4", 5/16", and 3/8" Barb, 1/4" Compression fitting, 1/4" female threads, 1/8" and 1/4" male threads, and 11/16" male nozzle.


The outlet sizes are 1/4" and 3/8" barb, 1/4" and 3/8" Compression, 1/4" female threads, and 1/8" and 1/4" male threads.

These valves are not panel mountable. The handle rests over the inlet side but the reverse configuration is available. The standard through hole is .218 but the 3/8" sizes have a .312 through hole.

SKU	Description
BBV-4F4M	1/4 FNPT by 1/4 MNPT
BBV-4F4F	1/4 FNPT by 1/4 FNPT
BBV-4F4B	1/4 FNPT by 1/4 Barb
BBV-4F2M	1/4 FNPT by 1/8 MNPT
BBV-4F1116M	1/4 FNPT by 11/16 Male Nozzle Thread
BBV-4C4M	1/4 Compression by 1/4 MNPT
BBV-4C4C	1/4 Comp by 1/4 Compression
BBV-4B4M	1/4 Barb by 1/4 MNPT
BBV-2F2M	1/8 FNPT by 1/8 MNPT
BBV-2F2F	1/8 FNPT by 1/8 FNPT

SKU	Description
BBV-12F12F	3/4 FNPT by 3/4 FNPT
BBV-6F6F	3/8 FNPT by 3/8 FNPT with .312 through hole
BBV-6F4M	3/8 FNPT by 1/4 MNPT with .312 through hole
BBV-6C6C	3/8 Compression by 3/8 Compression
BBV-6B6M	3/8 Barb by 3/8 MNPT
BBV-4M6C	1/4 MNPT by 3/8 Comp
BBV-4M4M	1/4 MNPT by 1/4 MNPT
BBV-4M4F	1/4 MNPT by 1/4 FNPT
BBV-4FL4M	1/4 Flare by 1/4 MNPT

RV5 SERIES



This is a Chrome-plated Forged Brass Mini Ball Valve with a Chrome-plated Brass ball. The maximum working pressure is 450 psi, 142 psi at 356°F, and 355 psi at 212°F. Available in female by female and male by female. Available with a flag handle, a lever handle, or a tee handle, or can be adjusted with a screwdriver.

This product is not lead-free.

SKU	Description
RV5-2F	1/8 FNPT Taper Ball Valve
RV5-4F	1/4 FNPT Taper Ball Valve
RV5-4M4F	1/4 MNPT Taper by FNPT Taper Ball Valve
RV5-6M6F	3/8 MNPT Taper by FNPT Taper Full Port Ball Valve
RV5-6F	3/8 FNPT Taper Ball Valve
RV5-8F	1/2 FNPT Taper Ball Valve
RV5-2F2M	1/8 FNPT Taper 1/8 MNPT Taper Ball Valve
RV5-4F4M	1/4 FNPT Taper 1/4 MNPT Taper Ball Valve
RV5-6F6M	3/8 FNPT Taper 3/8 MNPT Taper Ball Valve

VBW SERIES



This two-way Brass Ball Valve has a pressure rating of 600 psi, and 150 psi is the working steam pressure. The maximum temperature is 366°F. The stem is blow-out proof, the ball is Chrome-plated Brass and the seat is PTFE. There is an adjustable screw packing nut. Both ports are equal in size and female NPT threads.

****Also available in 316 Stainless Steel. It has an internal entry blow-out-proof stem. The pressure rating is 2000 psi with a pressure test of API 598 psi. The ball seat and body seal are PTFE. Both ports are equal in size and female NPT threads.*

SKU	Description
VBW-4F	1/4 Female Two Way Ball Valve Full Port
VBW-6F	3/8 Female Two Way Ball Valve Full Port
VBW-8F	1/2 Female Two Way Ball Valve Full Port
VBW-12F	3/4 Female Two Way Ball Valve Full Port
VBW-16F	1 inch Female Two Way Ball Valve Full Port
VBW-20F	1-1/4 inch Female Two Way Ball Valve Full Port
VBW-24F	1-1/2 inch Female Two Way Ball Valve Full Port
VBW-32F	2 inch Female Two Way Ball Valve Full Port


RV2 SERIES



This is a Solid Chrome plated Brass Mini Ball Valve. This valve works in both directions because of a double seal system. It has a blow-out-proof Brass stem. The 1/4 turn handle has a mechanical stop. The maximum working pressure is 235 psi but will handle 300 psi at 75°F. The temperature range is 32°F to 176°F. Available in female by female and male by female. ****This product is not lead-free.****

SKU	Description
RV2-2F	1/8 FNPT Taper Ball Valve
RV2-2M2F	1/8 MNPT Taper by 1/8 FNPT Taper Ball Valve
RV2-4F	1/4 FNPT Taper Ball Valve
RV2-6F	3/8 FNPT Taper Ball Valve

SKU	Description
RV2-8F	1/2 FNPT Taper Ball Valve
RV2-2F2M	1/8 FNPT Taper by 1/8 MNPT Taper Ball Valve
RV2-4F4M	1/4 FNPT Taper by 1/4 MNPT Taper Ball Valve
RV2-6F6M	3/8 FNPT Taper by 3/8 MNPT Taper Ball Valve




MSBV SERIES

The MSBV Series Ball Valves have a Stainless Steel body, ball, stem, and insert with an 800 psi WOG and PTFE thrust washer. 304 Stainless Steel locking handle. Full ported 1000 psi WoG 2 piece version up to 2-inch Female NPT available.

SKU	Description
MSBV-4F	1/4 FNPT 316 Stainless Ball Valve
MSBV-6F	3/8 FNPT 316 Stainless Ball Valve
MSBV-8F	1/2 FNPT 316 Stainless Ball Valve
MSBV-12F	3/4 FNPT 316 Stainless Ball Valve
MSBV-16F	1 inch FNPT 316 Stainless Ball Valve
MSBV-20F	1-1/4 FNPT 316 Stainless Ball Valve
MSBV-24F	1-1/2 FNPT 316 Stainless Ball Valve

GEV SERIES



The GEV Series Shut-off Ball Valves available in either Brass or Aluminum.


SKU	Description
GEV-4M6B	1/4 Male NPT by 3/8 Barb Ball Valve
GEV-6M6B	3/8 Male NPT by 3/8 Barb Ball Valve
GEV-8M8B	1/2 Male NPT by 1/2 Barb Ball Valve

MASV SERIES



The MASV series are forged Brass Ball Valves with NBR O-rings 200 psi WOG

SKU	Description
MASV-2M2F	1/8 MNPT by 1/8 FNPT Forged Mini Ball Valve
MASV-2M4F	1/8 MNPT by 1/4 FNPT Forged Mini Ball Valve
MASV-4M4F	1/4 MNPT by 1/4 FNPT Forged Mini Ball Valve
MASV-6M6F	3/8 MNPT by 3/8 FNPT Forged Mini Ball Valve
MASV-4M6F	1/4 MNPT by 3/8 FNPT Forged Mini Ball Valve
MASV-8M8F	1/2 MNPT by 1/2 FNPT Forged Mini Ball Valve
MASV-2M	1/8 MNPT by 1/8 MNPT Forged Mini Ball Valve
MASV-4M	1/4 MNPT by 1/4 MNPT Forged Mini Ball Valve
MASV-6M	3/8 MNPT by 3/8 MNPT Forged Mini Ball Valve
MASV-8M	1/2 MNPT by 1/2 MNPT Forged Mini Ball Valve
MASV-4B8M	1/4 Barb by 1/8 MNPT Forged Mini Ball Valve
MASV-4B4M	1/4 Barb by 1/4 MNPT Forged Mini Ball Valve
MASV-6B4M	3/8 Barb by 1/4 MNPT Forged Mini Ball Valve
MASV-6B6M	3/8 Barb by 3/8 MNPT Forged Mini Ball Valve
MASV-8B8M	1/2 Barb by 1/2 MNPT Forged Mini Ball Valve



AMS SERIES

AMS Series Ball Valves available in inline, elbows, and 3-way tee configurations, are Chrome Plated Brass with female NPT, male NPT, and Push-to-Connect ports. They all have a temperature range of 0° F to 175° F and are recommended for air, oil, water, and gas use.

The thread sizes for the female-to-female and female-to-male valves are 1/8", 1/4", 3/8", and 1/2". The tube sizes for the Push-to-Connect valves are 1/8" by 1/8", 1/4" by 1/4" and 3/8" by 3/8".

On the male NPT by Push-to-Connect, the sizes are 5/32" tube by 1/8" MNPT, 1/4" tube by 1/8" MNPT, 1/4" tube by 1/4" MNPT, and 3/8" tube by 3/8" MNPT.

The elbow and tee sizes are 1/8", 1/4" and 3/8". The elbows and tees are panel-mountable and the tees are available with open or closed centers.

SKU	Description
AMS-2-2F	1/8 inch FNPT 2 Port Valve Closed Center Ball Valve
AMS-2-4F	1/4 inch FNPT 2-Port Chrome-Plated Ball Valve
AMS-2-6F	3/8 inch FNPT 2-Port Chrome-Plated Ball Valve
AMS-2F	1/8 inch FNPT by 1/8 inch FNPT 2-Port Straight Ball Valve
AMS-2FOC	1/8 inch FNPT by 1/8 inch FNPT Open Center 2-Port Ball Valve
AMS-2M	1/8 inch MNPT by 1/8 inch FNPT 2-Port Ball Valve
AMS-2M532PI	1/8 inch FNPT by 5/32 inch OD Straight Push-In 2-Port Ball Valve
AMS-2MF	1/8 inch MNPT by 1/8 inch FNPT 2-Port Straight Ball Valve
AMS-3-2F	1/8 inch FNPT 3-Port Valve Open Center Ball Valve
AMS-3-4F	1/4 inch FNPT 3-Port Ball Valve
AMS-3-6F	3/8 inch FNPT 3-Port Ball Valve
AMS-L-2F	1/8 inch FNPT 90 degree Elbow Ball Valve PM
AMS-L-4F	1/4 inch FNPT 90 degree Elbow Ball Valve PM
AMS-L-6F	3/8 inch FNPT 90 degree Elbow Ball Valve PM



MBBV SERIES

The MBBV Series are standard Ported Forged Brass WOG Ball Valves that can withstand up to 400 psi with a chrome-plated ball and Buna O-rings. NSF 61, Full port available, 948 NSF full port Male by Female also available.

SKU	Description
MBBV-8F	1/2 inch Female Full Port Brass 600 psi WOG Ball Valve
MBBV-4F	1/4 inch Female Brass Ball Valve 600 psi Ball Valve
MBBV-6F	3/8 inch Female Brass Ball Valve 600 psi Ball Valve
MBBV-12F	3/4 inch Female Brass Ball Valve 600 psi Ball Valve
MBBV-16F	1 inch Female Brass Ball Valve 600 psi Ball Valve
MBBV-20F	1-1/4 inch Female Brass Ball Valve 600 psi Ball Valve
MBBV-24F	1-1/2 inch Female Brass Ball Valve 600 psi Ball Valve
MBBV-32F	2 inch Female Brass Ball Valve 600 psi Ball Valve
MBBV-40F	2-1/2 inch Female Brass Ball Valve 600 psi Ball Valve
MBBV-48F	3 inch Female Brass Ball Valve 600 psi Ball Valve
MBBV-64F	4 inch Female Brass Ball Valve 600 psi Ball Valve